



TOOLKIT

EDUCATION & LANGUAGE



**WELCOME
CIRCLES**
for Refugees




English Language Training

English language skills can open additional opportunities for newcomers in connecting with neighbors, employers, and information. Welcome Circles can assist newcomers by connecting them to the variety of resources available to help people learn English. Here are some of the common resources to explore:

Adult Education Programs: Many community colleges and adult education centers offer English as a Second Language (ESL) courses that are designed for adult learners. These courses are typically available at various levels, from beginner to advanced, and often cover a range of skills, including reading, writing, listening, and speaking.

Community Programs: Community programs, such as faith communities or community centers, often offer ESL classes or conversation groups to help people practice their English in a supportive environment.

Online Resources: There are a variety of online resources available to help people learn English. Some of these online resources include:

-  [BBC Learning English](https://www.bbc.com/learningenglish) (BBC.co.uk)
-  [Busuu.com](https://www.busuu.com)
-  [Duolingo.com](https://www.duolingo.com)

Libraries: Many public libraries offer resources for people learning English, including books, audiobooks, online resources, and classes.

Volunteer Programs: There are a number of volunteer programs that provide free tutoring or conversation practice for people learning English. Many local literacy councils provide free, one-on-one English tutoring. The [National Literacy Directory](#) can be used to find literacy councils within your area.

Conversation sessions with sponsors: One-to-one conversation is a great way for newcomers to learn and practice English. Sponsors play an important role in helping the family they are paired with to learn English. Conversation sessions can be formal or informal depending on the family needs and skill and comfort level of sponsor group members.

Keep in mind that it often takes a year to five years or more to develop fluency in another language, well beyond the sponsor period. A good goal for sponsors is to assist newcomers with the key phrases they need in their daily life to make a purchase at the grocery store or to ride the bus – and to connect them to the above opportunities for continued language learning.

Continuing Education

Newcomers may have an interest in continuing higher education, specific technical education programs, skills, or certifications. Initial activities of employment or English language training often prevent newcomers from pursuing continuing education during the sponsor period. However, sponsors may help newcomers learn about community opportunities that align with their goals and initial steps and contacts to pursue those goals in the future.

School Enrollment

Families with school-aged children need to be prepared with necessary documents, supported, encouraged to ask questions and to take advantage of available resources to ensure a smooth transition to a new K-12 school environment. The below table outlines common steps parents and guardians will need to take and tips for how you can support them in your sponsor role.

School Enrollment Steps and Sponsor Role

<p>1 Gather necessary documents</p>	<p>Parents or guardians will need to gather all necessary documents to enroll the child, such as a birth certificate or passport, immunization records, proof of residency, and previous school records if available.</p> <p>Welcome Circle Role: Let the family know what documents will likely be needed and consider and discuss alternatives for documents they may not have. Be prepared for ways the family can translate documents if needed.</p>
<p>2 Choose a school</p>	<p>Parents or guardians should identify the school district and school the child will attend, often based on the family's address. They should also research the school's programs, curriculum, and policies to ensure they meet the family's needs.</p> <p>Welcome Circle Role: Offer to look at a map of your community together and explain the district system. You can also set aside time to view school websites together.</p>
<p>3 Schedule an appointment</p>	<p>Parents or guardians should contact the school or school district to schedule an appointment for enrollment. Some schools may require an appointment for enrollment, while others may allow walk-ins.</p> <p>Welcome Circle role: Work with the family to find out if an interpreter will be available as needed.</p>
<p>4 Meet with the school</p>	<p>Parents or guardians will meet with staff to complete the enrollment process. This may include completing enrollment forms, providing necessary documents, and discussing any special needs or accommodations the child may require.</p> <p>Welcome Circle role: Prepare the parent or guardian with questions they might consider asking during their meeting. Support them in preparing other questions or concerns they have and may want to discuss at an initial registration phase. Be mindful of supporting the newcomer's role as a parent. Make sure the parent carries important paperwork and forms and that parents or guardians are primary contacts.</p>
<p>5 Access additional resources</p>	<p>Schools may offer additional resources for newcomer students, such as language support, after-school programs, and counseling services. Parents or guardians should inquire about these resources and take advantage of them as needed.</p> <p>Welcome Circle role: Encourage the parent or guardian to see what the school offers by visiting their website and preparing to ask questions at meetings with the school. Learn about the interests and needs of the child.</p>
<p>6 Attend orientation</p>	<p>Parents or guardians may attend a school orientation or meet with the child's teacher to learn about the school's policies, programs, and expectations. This is also an opportunity to meet other families and ask any questions about the school or the enrollment process.</p> <p>Welcome Circle role: Support the parents or guardians to feel comfortable to ask questions they have. This can be done by preparing questions ahead of time and supporting them to confirm an interpreter can be present.</p>



ESL CLASSES



King County Library ESL Classes

Website: <https://kcls.bibliocommons.com/v2/events?q=ESL%20classes>

Snohomish County Library ESL Classes

Website: <https://www.sno-isle.org/blogs/post/english-language-learning-classes/>

Whatcom Community College ESL Classes

Website: <https://www.whatcom.edu/academics/pre-college-adult-education-ged/english-language-learners-ell>

Tacoma Community College ESL Classes

Website: <https://www.tacomacc.edu/academics-programs/basic-education/esl>

Shoreline Community College ESL Classes

Website: <https://www.shoreline.edu/transitional-studies/esl/default.aspx>

Seattle Central College ESL Classes

Website: <https://seattlecentral.edu/programs/basic-and-transitional-studies/esl>

ESL at Seattle Public Library

Website: <https://www.spl.org/programs-and-services/learning/language-learning>

ESL Directory - Washington State

Website: <https://www.esldirectory.com/esl-program-search/usa/washington/>

ESL Tutoring at Literary Source

Website: <https://www.literacysource.org/>

ESL Tutoring at St. James Cathedral

Website: <https://www.stjames-cathedral.org/immigrant/WhatWeDo/default.aspx?LNID=1>

ESL Tutoring at Casa Latina

Website: <https://casa-latina.org/work/english-classes/>

ESL Tutoring at Refugee Women's Alliance

Website: <https://www.rewa.org/services/english/>

ESL Tutoring at El Centro de la Raza

Website: <https://www.elcentrodelaraza.org/esl-classes/>



EDUCATION & LANGUAGE RESOURCES

Tarjimly App

Website: <https://www.tarjimly.org/>

Say Hi App

Website: <https://www.sayhi.com/en/translate/>

Washington School Districts

Website: <https://ospi.k12.wa.us/about-ospi/about-school-districts/websites-and-contact-info>

Archdiocese of Seattle Catholic Schools

Website: <https://mycatholicsschool.org/>